

Subscribe to RSS in Mac Mail

What is RSS

Simply, it is a way to stay updated on the websites you care about.

Darren Rowse of ProBlogger, gives a great, detailed explanation for 'What is RSS' (<http://www.problogger.net/what-is-rss/>)

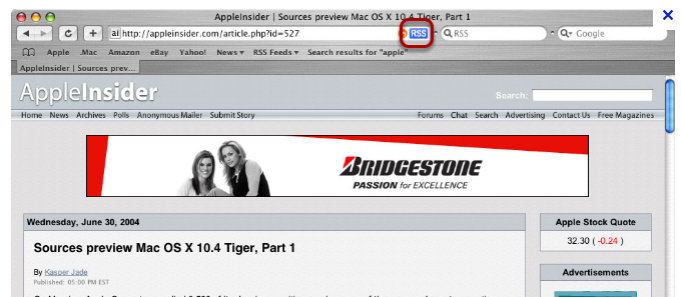
Find a website

Go to a website in Safari.

Find the RSS button

The RSS button will be in the address bar, like this.

If the RSS button is not in the address bar, continue below.



Or the RSS Icon

If the RSS button was not in the address bar, you will have to find a rss icon on the page somewhere.

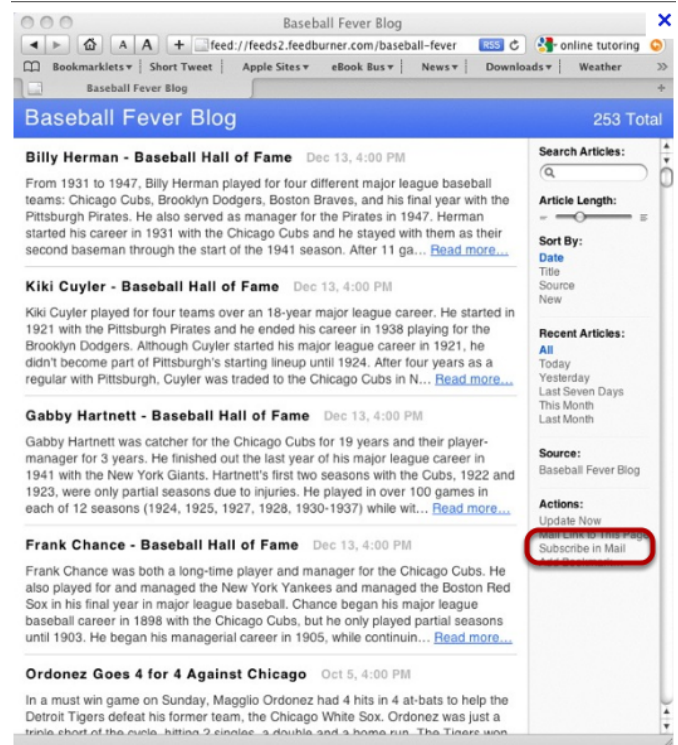


For an example of this, visit **www.timesunion.com** they do not have an rss icon in their address bar, but if you scroll down you will see the page has many of these orange rss icons.

The icon is normally orange, but it can be other colors and sizes as well.

Subscribe in Mail

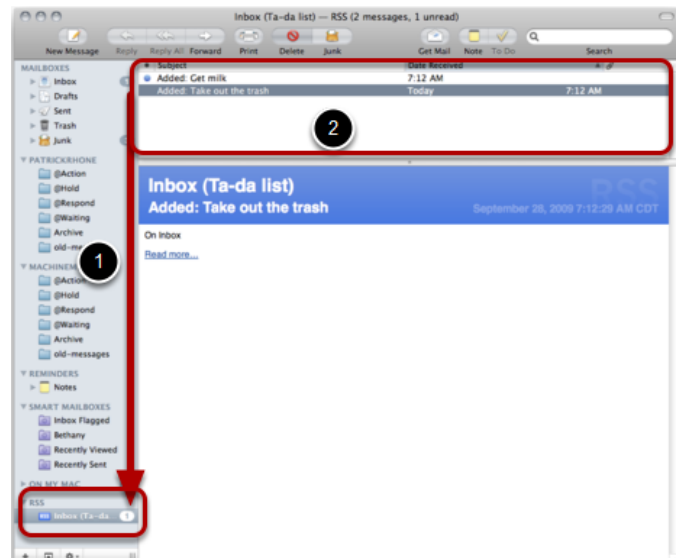
A feed page similar to this will pop up. Click 'Subscribe in Mail.'



Mac Mail Pops Up

Mac Mail should pop up, with your new RSS feed.

1. Rss is located at the bottom of your mailboxes (you may have to scroll down).
2. New articles in your RSS feed will be in this window.



Close Safari

When you are finished, switch back to Safari, and close out the feed pop up.

